

# CS420

## Introduction to the Theory of Computation

### Lecture 18: PDA $\iff$ CFG

Tiago Cogumbreiro

# Today we will learn...

- Exercises on designing a PDA
- Convert a PDA into a CFG
- Convert a CFG into a PDA

## Section 2.2

Supplementary material: Professor David Chiang's lecture notes [\[1\]](#) [\[2\]](#); Professor Siu On Chan [slides](#)

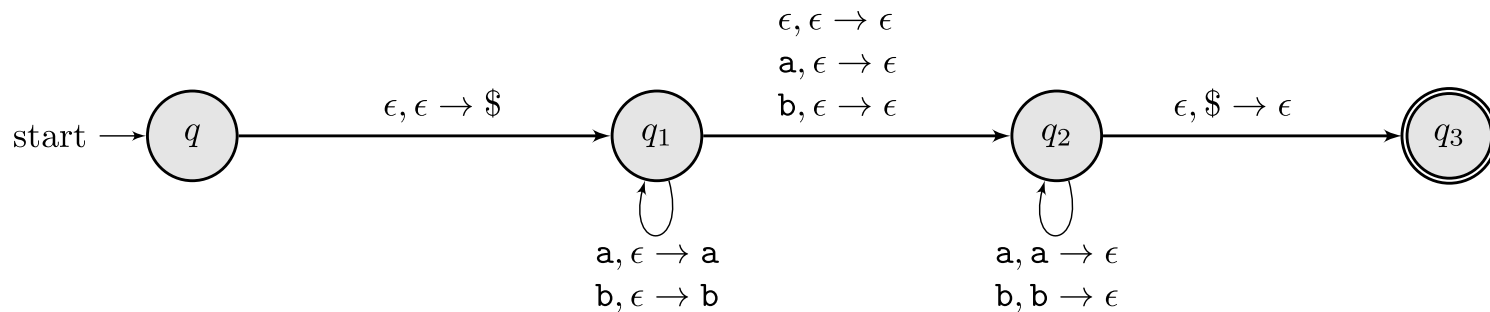
# Exercise 1

# Exercise 1

1. aa is a palindrome
2. aba is a palindrome
3. bbb is a palindrome
4.  $\epsilon$  is a palindrome
5. a is a palindrome

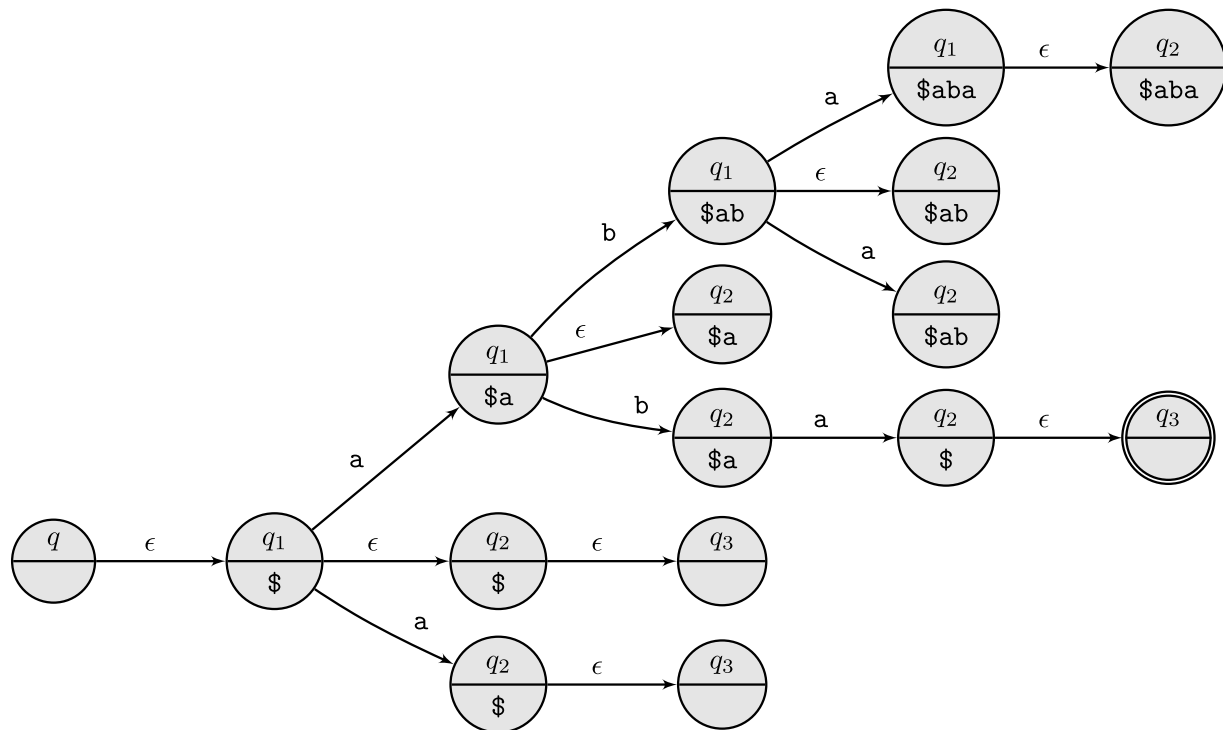
Give a PDA that recognizes palindromes and show it accepts  
aba and rejects abb

# Exercise palindrome



# Accepts aba

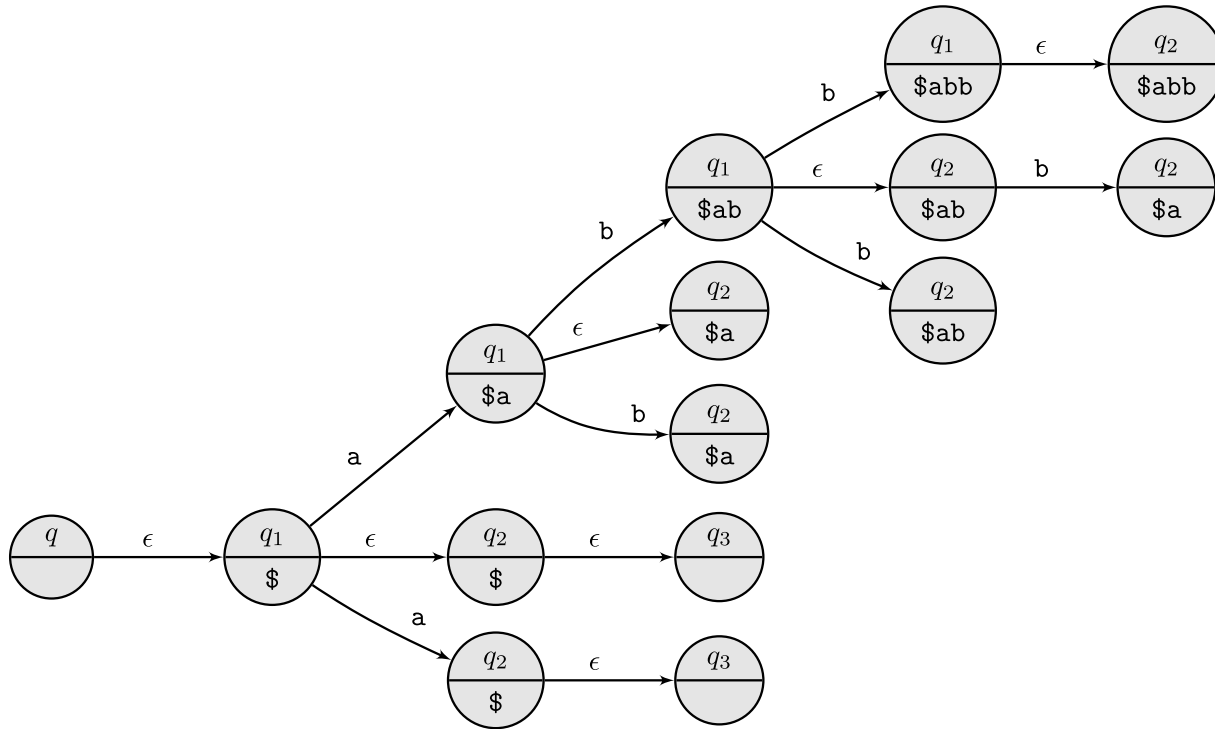
# Accepts aba



# Rejects abb



# Rejects abb



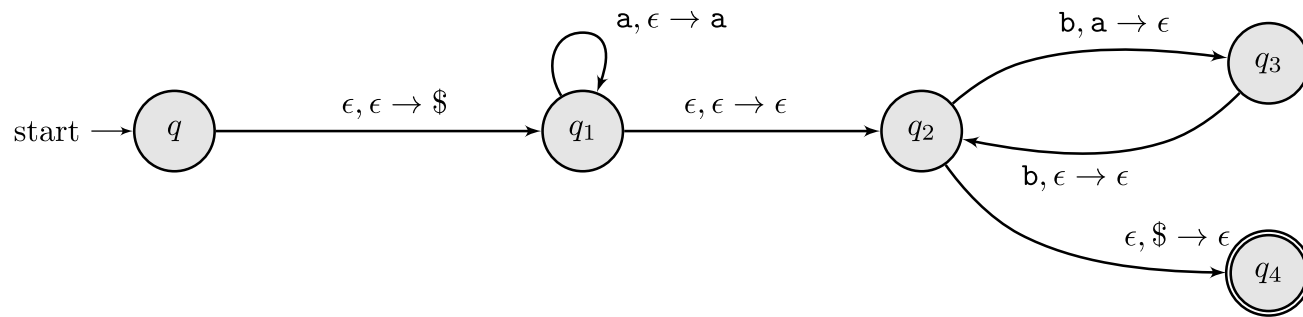
# Exercise 2

# Exercise 2

$$L_2 = \{a^n b^{2n} \mid n \geq 0\}$$

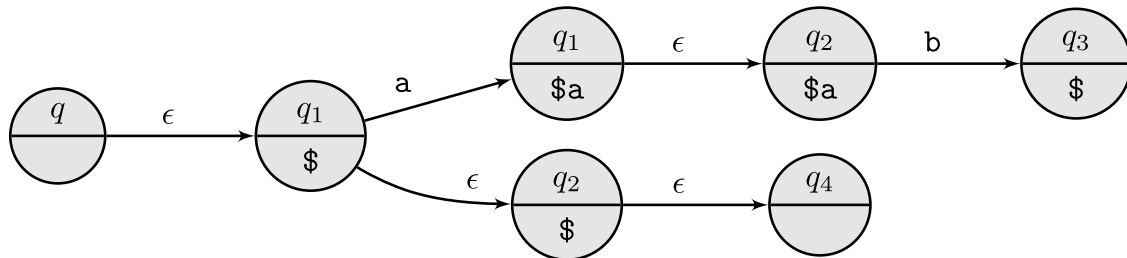
Give a PDA that recognizes  $L_2$  and show it rejects aba and  
accepts abb

# Exercise 2 solution



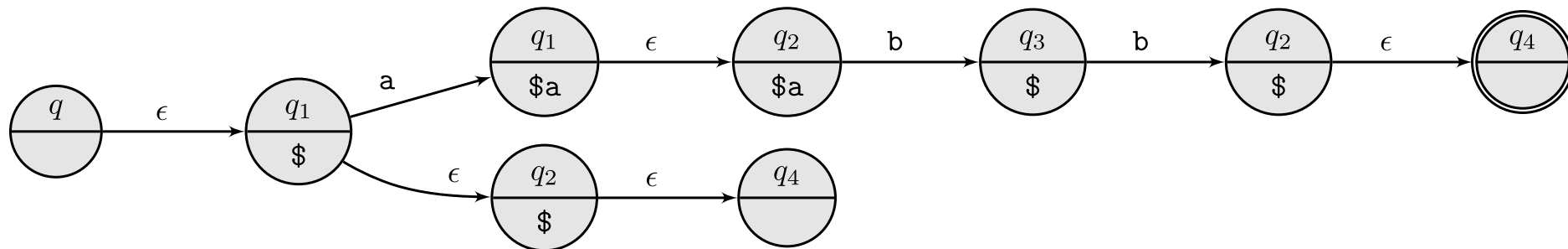
$L_2$  does not contain aba

# $L_2$ does not contain aba



$L_2$  contains abb

# $L_2$ contains abb





# Context Free Languages

# Main result

## Context free languages

**Theorem:** Language  $L$  has a context free grammar if, and only if,  $L$  is recognized by some pushdown automaton.

Next

1. We show that from a CFG we can build an equivalent<sup>†</sup> PDA
2. We show that from a PDA we can build an equivalent<sup>†</sup> CFG

---

<sup>†</sup> Equivalence with respect to recognized languages. Let  $P$  be a PDA and  $C$  a CFG we say that  $P$  is equivalent to  $C$  (and vice versa) if, and only if,  $L(P) = L(C)$

# Converting a CFG into a PDA

# Converting a CFG into a PDA

- (0) Push the sentinel \$ to the stack
- (1) Push the initial variable  $S$  to the stack
- In a loop:
  - (2) Every rule  $S \rightarrow w$  corresponds to popping  $S$  and pushing  $w$  (in reverse)
  - (3) Pop terminals from stack
  - (4) Empty stack means recognized

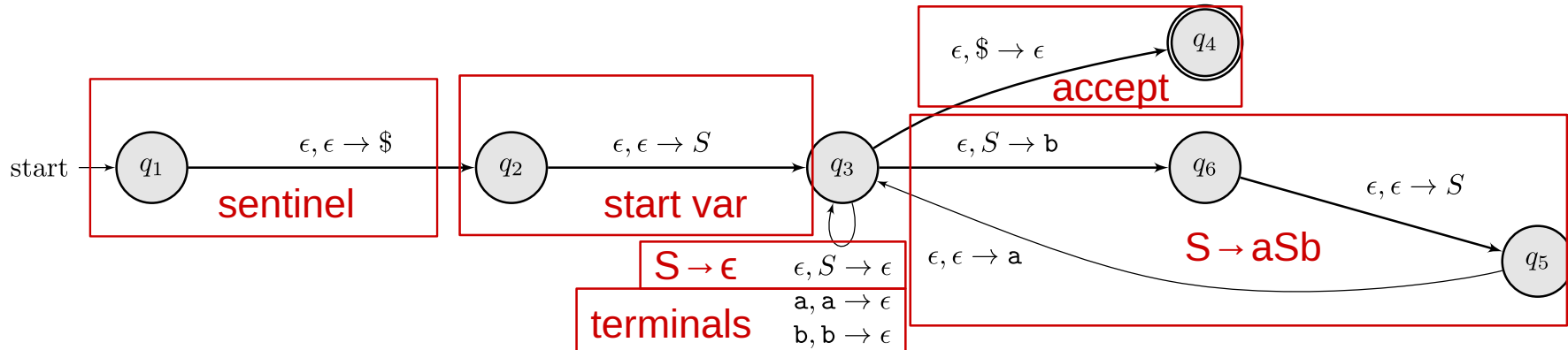
Example  $L_3 = \{a^n b^n \mid n \geq 0\}$

$$S \rightarrow aSb \mid \epsilon$$

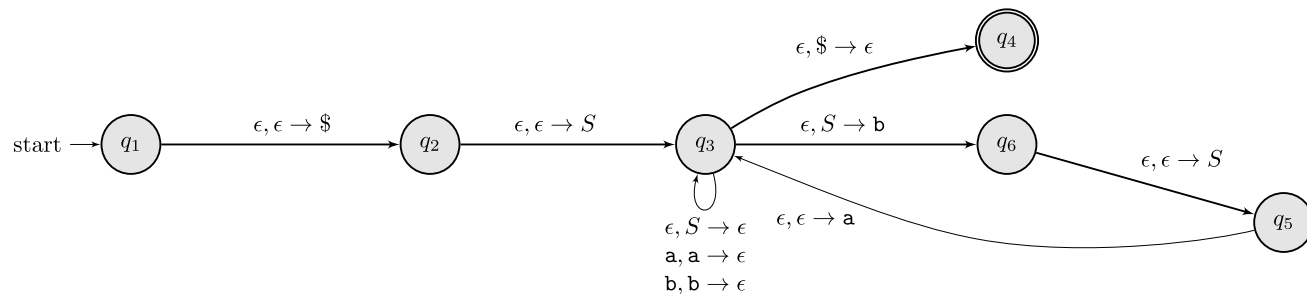
<b>PDA operation</b>	<b>Output</b>	<b>Accept?</b>
(0) $\epsilon, \epsilon \rightarrow \$$	\$	
(1) $\epsilon, \epsilon \rightarrow S$	S\$	
(2) $\epsilon, S \rightarrow aSb$	aSb\$	
(3) $\epsilon, a \rightarrow \epsilon$	Sb\$	a
(2) $\epsilon, S \rightarrow aSb$	aSbb\$	a
(3) $\epsilon, a \rightarrow \epsilon$	Sbb\$	aa
(2) $\epsilon, S \rightarrow \epsilon$	bb\$	aa
(3) $\epsilon, b \rightarrow \epsilon$	b\$	aab
(3) $\epsilon, b \rightarrow \epsilon$	\$	aabb

# Overview

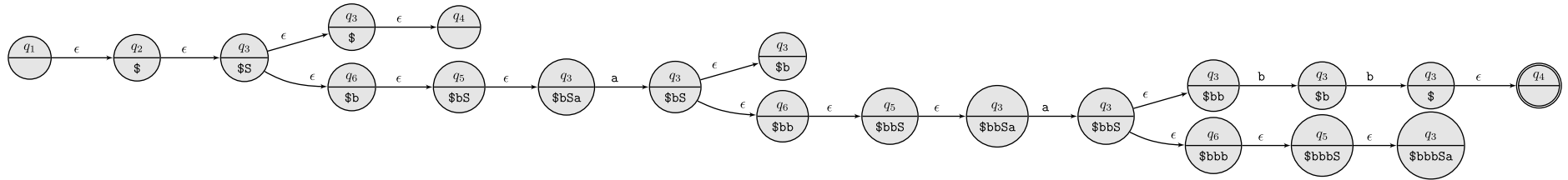
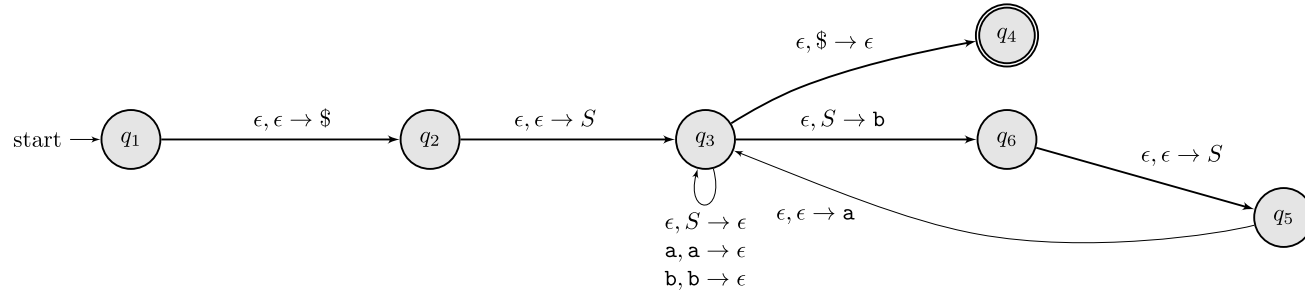
1. **Initial variable:** From the initial state  $q_1$  push the initial variable onto the stack via  $\epsilon$  and move to the loop state ( $q_2$ )
2. **Productions:** For each rule ( $S \rightarrow aSb$ ), perform a multi-push edge via  $\epsilon$  from  $q_2$  back to  $q_2$ , by popping the variable of the rule  $S$  and performing a multi-push of the body  $aSb$ .
3. **Alphabet:** For each letter  $a$  of the grammar draw a self loop to  $q_2$  that reads  $a$  and pops  $a$  from the stack
4. **Final transition:** Once the stack is empty transition to the final state  $q_3$  via  $\epsilon$



aabb is in  $L_3 = \{a^n b^n \mid n \geq 0\}$ , show acceptance

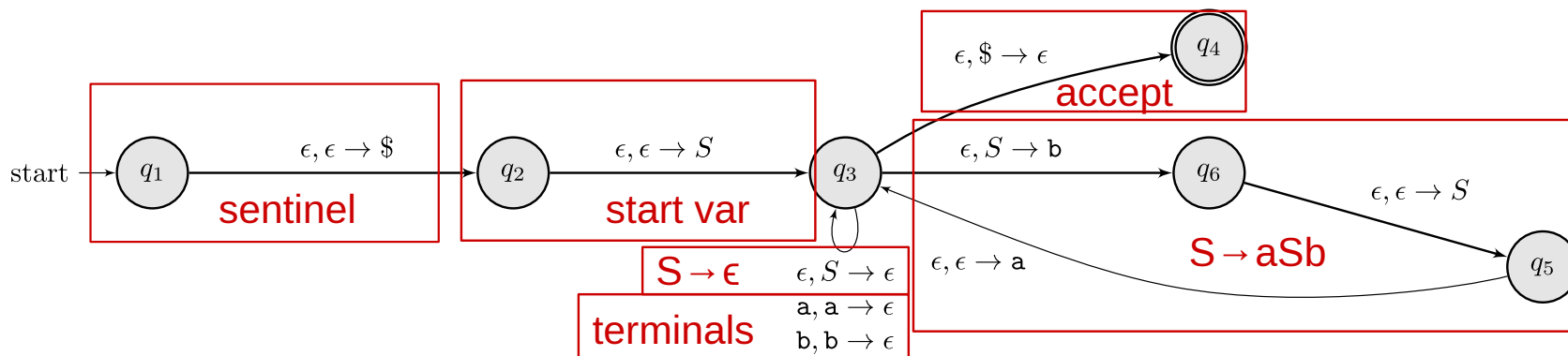


$aabb$  is in  $L_3 = \{a^n b^n \mid n \geq 0\}$ , show acceptance



# Overview

1. The states  $q_1, q_2, q_3, q_4$  are always in the converted PDA
2. States  $q_1$  and  $q_2$  push the sentinel and initial variable
3. The edge between  $q_3$  and  $q_4$  is always  $\epsilon, \$ \rightarrow \epsilon$
4. There is always a self loop for each letter in the alphabet of  $a, a \rightarrow \epsilon$
5. The only difficulty is **generating the substitution rules**





How to encode  $\mathcal{S} \rightarrow a\mathcal{S}'b$ ?

(multi push)

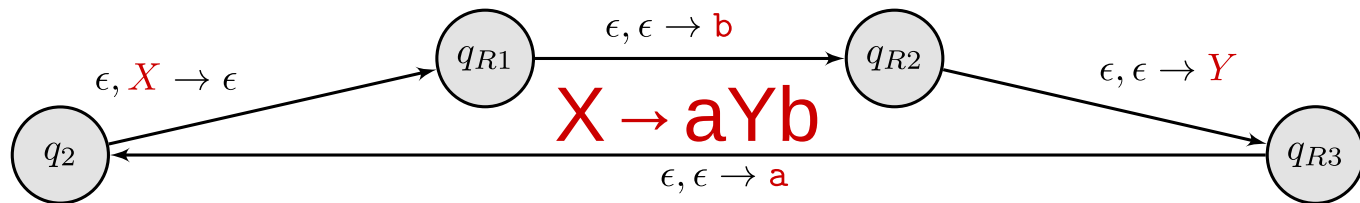
# Encoding multi-push productions

By example  $X \rightarrow aYb$

1. reverse the production, example:

$X \rightarrow aYb$  yields  $bYa$ .

2. Create one state  $R_i$  for each variable/terminal in the reversed string, each transition pushes a variable/terminal of the **reversed** string



**Note:** In the book (and in my diagrams) I merge the first two transitions. This is equivalent to the above method; you can use either, as long as you do it correctly.

# Exercise 3

# Exercise 3

Convert the following grammar into a PDA

$$A \rightarrow 0A1 \mid B$$

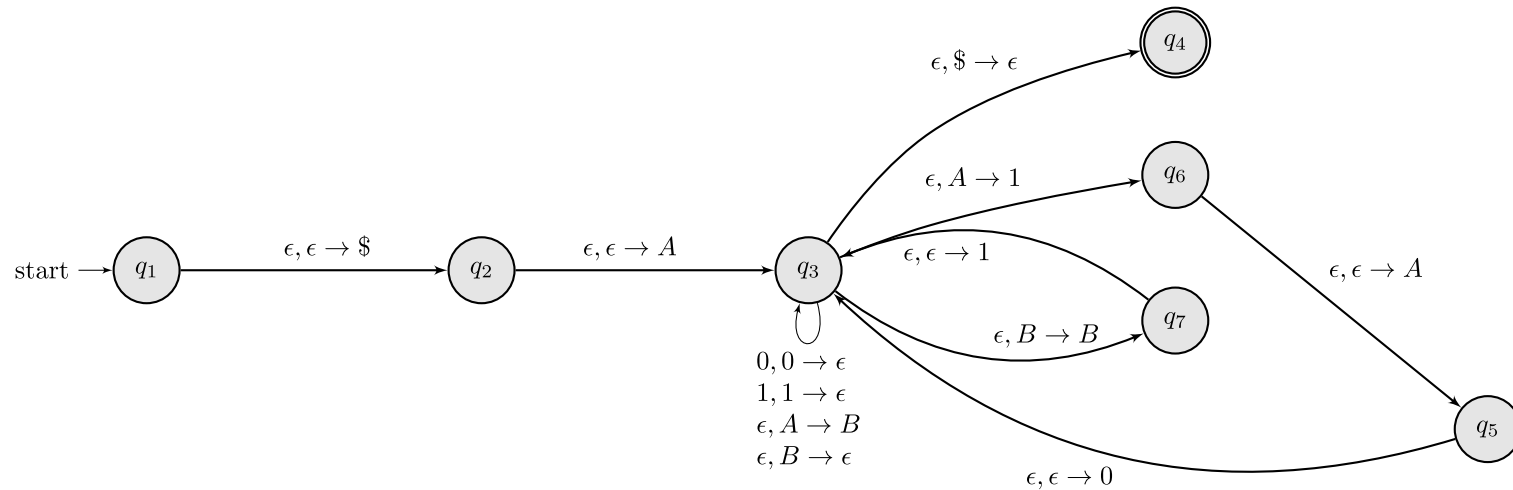
$$B \rightarrow 1B \mid \epsilon$$

# Exercise 3

Convert the following grammar into a PDA

$$A \rightarrow 0A1 \mid B$$

$$B \rightarrow 1B \mid \epsilon$$



# Converting a PDA into a CFG

# Converting a PDA into a CFG

## 1. modify the PDA into a **simplified** PDA:

- has a single accepting state
- empties the stack before accepting
- every transition is in one of these forms:
  - skips popping and pushes one symbol onto the stack:  $\epsilon \rightarrow c$
  - pops one symbol off the stack and skips pushing:  $c \rightarrow \epsilon$

# Converting a PDA into a CFG

1. modify the PDA into a **simplified** PDA:

- has a single accepting state
- empties the stack before accepting
- every transition is in one of these forms:
  - skips popping and pushes one symbol onto the stack:  $\epsilon \rightarrow c$
  - pops one symbol off the stack and skips pushing:  $c \rightarrow \epsilon$

2. given a simplified PDA build a CFG

- $A_{qq} \rightarrow \epsilon$  if  $q \in Q$
- $A_{pq} \rightarrow A_{pr} A_{rq}$  if  $p, q \in Q$
- $A_{\underline{p}q} \rightarrow \mathbf{a}A_{rs}\mathbf{b}$  if  $(r, \mathbf{u}) \in \delta(\underline{p}, \mathbf{a}, \epsilon)$  and  $(\underline{q}, \epsilon) \in \delta(s, \mathbf{b}, \mathbf{u})$

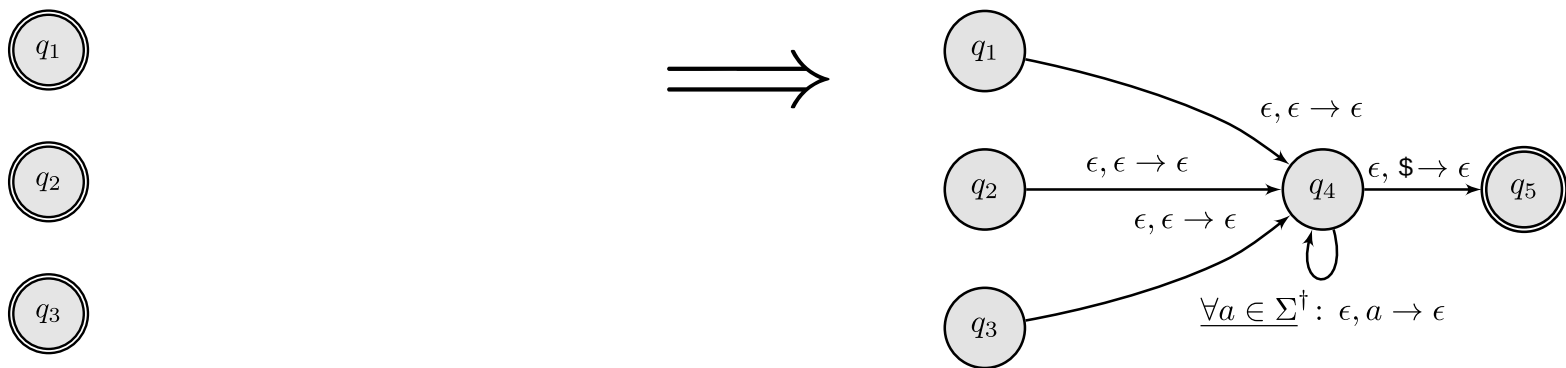


# Simplifying a PDA

# Simplifying a PDA

Transformation 1: Has a single accepting state

Transformation 2: Empties the stack before accepting



† Notation  $\forall a \in \Sigma$  means that there will be one edge  $\epsilon, a \rightarrow \epsilon$  per  $a \in \Sigma$

# Simplifying a PDA

## Transformation 3

Every transition is in one of these forms:

- skips popping and pushes one symbol onto the stack:  $\epsilon \rightarrow c$
- pops one symbol off the stack and skips pushing:  $c \rightarrow \epsilon$

### Case 1



### Case 2

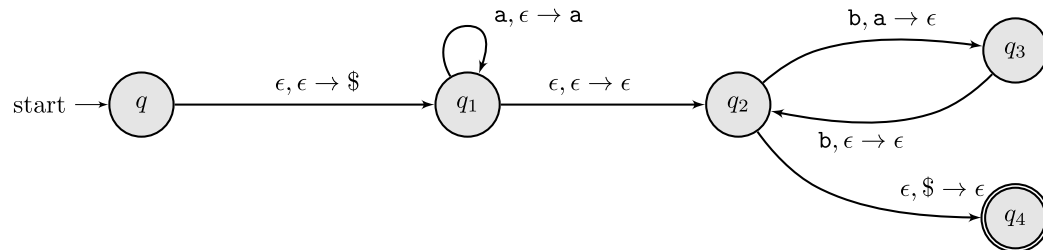


# Example 4

## Simplified PDA

- single accepting state
- empties the stack before accepting
- every transition is in one of these forms:
  - $\epsilon \rightarrow C$
  - $C \rightarrow \epsilon$

Is it simplified?

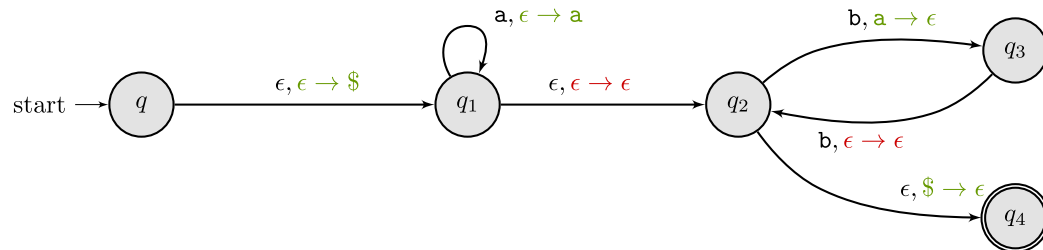


# Example 4

## Simplified PDA

- single accepting state
- empties the stack before accepting
- every transition is in one of these forms:
  - $\epsilon \rightarrow c$
  - $c \rightarrow \epsilon$

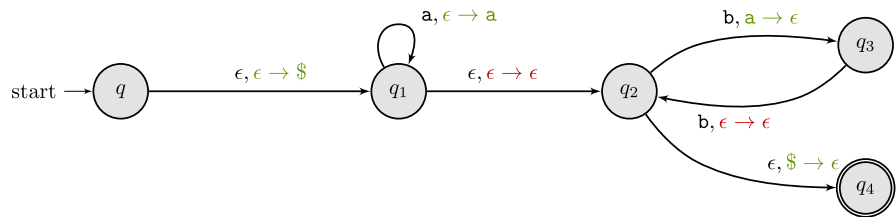
Is it simplified?



No!

# Example 4

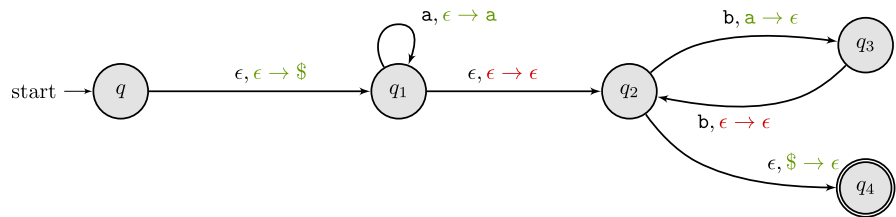
Not Simplified



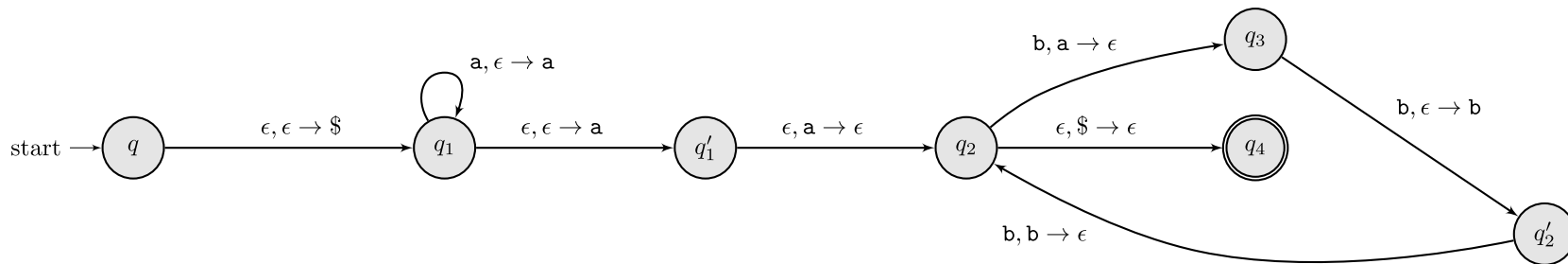
Simplified

# Example 4

## Not Simplified



## Simplified



# Simplified PDA to CFG



# Simplified PDA to CFG

Given a simplified PDA build a CFG

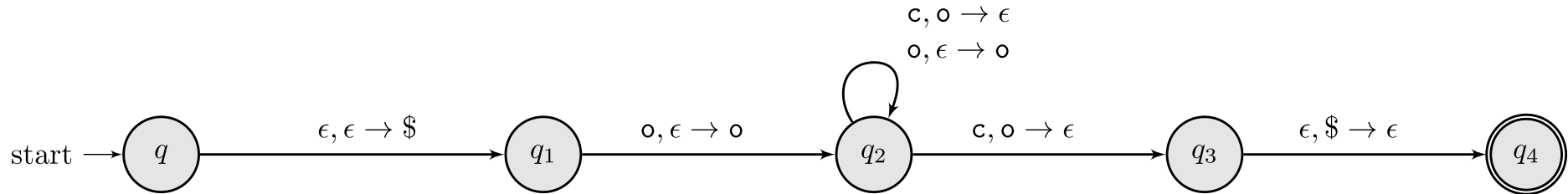
1.  $A_{qq} \rightarrow \epsilon$  if  $q \in Q$
2.  $A_{pq} \rightarrow A_{pr} A_{rq}$  if  $p, r, q \in Q$
3.  $A_{\underline{p}q} \rightarrow \mathbf{a} A_{rs} \mathbf{b}$  if  $(r, \mathbf{u}) \in \delta(\underline{p}, \mathbf{a}, \epsilon)$  and  $(\underline{q}, \epsilon) \in \delta(s, \mathbf{b}, \mathbf{u})$



for  $p \Rightarrow \{a, \epsilon \rightarrow u\} \Rightarrow r$  in transitions: # for every transition  
 for  $s \Rightarrow \{b, u \rightarrow \epsilon\} \Rightarrow q$  in transitions: # for every transition  
 yield  $A_{\underline{p}q} \rightarrow a A_{rs} b$

# Example 5

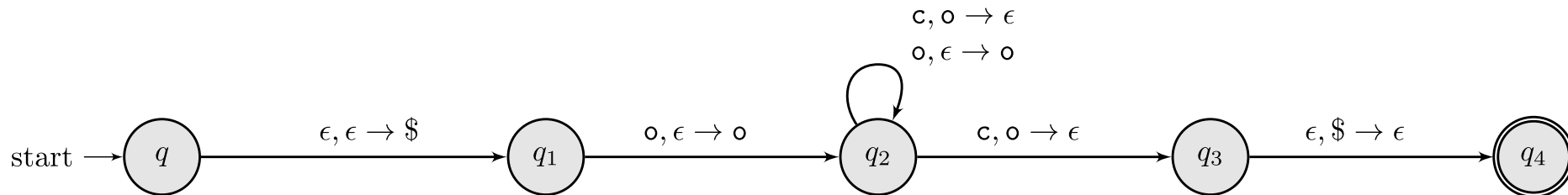
Balanced parenthesis that are wrapped inside an outermost parenthesis.



Is this PDA simplified?

# Example 5

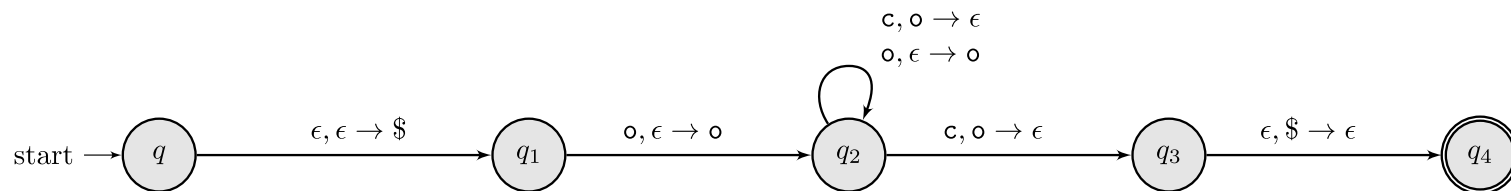
Balanced parenthesis that are wrapped inside an outermost parenthesis.



Is this PDA simplified?

Yes!

# Example 5



**Step 1:**  $A_{qq} \rightarrow \epsilon$  if  $q \in Q$

**Step 2:**  $A_{pq} \rightarrow A_{pr}A_{rq}$  if  $p, r, q \in Q$

$$A_{11} \rightarrow \epsilon$$

$$A_{1,3} \rightarrow A_{1,2}A_{2,3}$$

$$A_{2,3} \rightarrow A_{2,1}A_{1,3}$$

$$A_{3,2} \rightarrow A_{3,1}A_{1,2}$$

$$A_{22} \rightarrow \epsilon$$

$$A_{1,3} \rightarrow A_{1,4}A_{4,3}$$

$$A_{2,3} \rightarrow A_{2,4}A_{4,3}$$

$$A_{3,2} \rightarrow A_{3,4}A_{4,2}$$

$$A_{33} \rightarrow \epsilon$$

$$A_{1,4} \rightarrow A_{1,2}A_{2,4}$$

$$A_{2,4} \rightarrow A_{2,1}A_{1,4}$$

$$A_{3,4} \rightarrow A_{3,1}A_{1,4}$$

$$A_{44} \rightarrow \epsilon$$

$$A_{1,4} \rightarrow A_{1,3}A_{3,4}$$

$$A_{2,4} \rightarrow A_{2,3}A_{3,4}$$

$$A_{3,4} \rightarrow A_{3,2}A_{2,4}$$

$$A_{1,2} \rightarrow A_{1,3}A_{3,2}$$

$$A_{2,1} \rightarrow A_{2,3}A_{3,1}$$

$$A_{3,1} \rightarrow A_{3,2}A_{2,1}$$

$$A_{4,1} \rightarrow A_{4,2}A_{2,1}$$

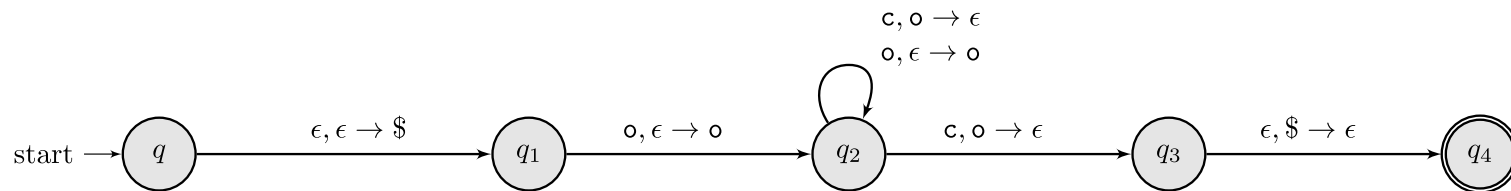
$$A_{1,2} \rightarrow A_{1,4}A_{4,2}$$

$$A_{2,1} \rightarrow A_{2,4}A_{4,1}$$

$$A_{3,1} \rightarrow A_{3,2}A_{2,1}$$

$$A_{4,1} \rightarrow A_{4,3}A_{3,1}$$

# Example 5



**Step 1:**  $A_{qq} \rightarrow \epsilon$  if  $q \in Q$

**Step 2:**  $A_{pq} \rightarrow A_{pr} A_{rq}$  if  $p, r, q \in Q$

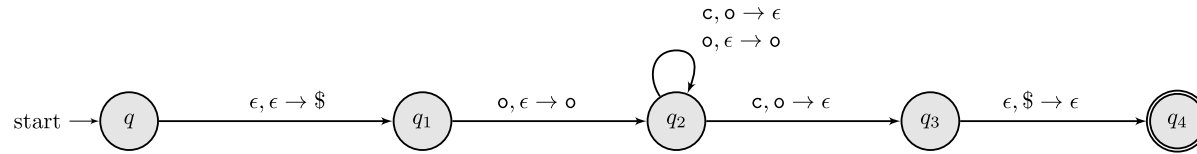
$$A_{4,2} \rightarrow A_{4,1} A_{1,2}$$

$$A_{4,2} \rightarrow A_{4,3} A_{3,2}$$

$$A_{4,3} \rightarrow A_{4,1} A_{1,3}$$

$$A_{4,3} \rightarrow A_{4,2} A_{2,3}$$

# Example 5



**Step 3:**  $A_{pq} \rightarrow aA_{rs}b$  if  $(r, u) \in \delta(p, a, \epsilon)$  and  $(q, \epsilon) \in \delta(s, b, u)$



Stack o

<b>Push</b>	<b>Pop</b>
q1, read o, q2	
q2, read o, q2	
	q2, read c, q2
	q2, read c, q3

New rules:

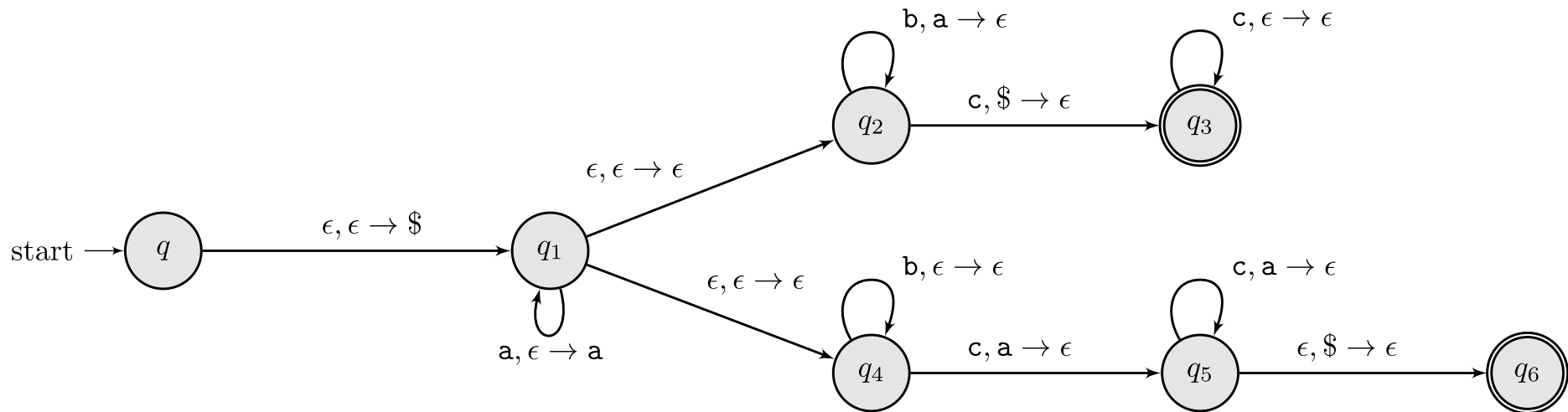
- $A_{1,2} \rightarrow oA_{22}c$
- $A_{1,3} \rightarrow oA_{22}c$
- $A_{2,2} \rightarrow oA_{22}c$
- $A_{2,3} \rightarrow oA_{22}c$

Intuition

- Create a table for each letter being pushed/poped.
- Pair each push with each pop.

# Exercise 6

Simplify the PDA below



# Exercise 6

## Solution

